




State of the County Health Report

Haywood County
December 2, 2013



Promoting healthy lifestyles and a safe environment.
Our responsibility to the citizens of Haywood County
is to assess the health needs
and cooperate with the community
to assure a safe environment,
to provide quality public health services,
and promote healthy lifestyles.

MISSION STATEMENT





Board of Health

- Dr. Kristel W. **Causby**/Optometrist
- Judith **Covin**/Registered Nurse
- Kimberly **Ferguson**/Pharmacist
- Robert J. **Knoedler**/Engineer - **Chairman**
- Dr. David **McCracken**/Veterinarian
- Dr. Eric S. **Morrison**/Dentist
- Judy **Price-Brookshire**, Public Member
- Nancy **Rathbone**/Public Member
- Mark S. **Swanger Jr.**/Commissioner
- Dr. Adrienne **Stanley**/Physician
- Paul **Turner, Jr.**/Public Member/**Vice-Chair**



Health Department Management Team

- Lisa **Davis** *Child Health Supervisor*
- Joyce **Fuchs** *Budget Officer*
- Diana **Garlough** *Dental Office Manager*
- Pam **Henson** *Laboratory Supervisor*
- Wilma **Henson** *Management Support Supervisor*
- Danielle **Miller** *Nutrition/WIC Director*
- Kathy **Keogh** *Director of Nursing*
- Carmine **Rocco** *Health Director*
- Steve **Valentine** *Environmental Health Supervisor*



SERVICES OFFERED AT THE HAYWOOD COUNTY HEALTH DEPARTMENT

- Adult Health
- Child Health
- Communicable Disease Control
- Dental Clinic
- Emergency Preparedness
- Environmental Health
- Family Planning
- General Clinic
- Health Check/Health Choice
- Health Education & Promotion
- Healthy Haywood
- Laboratory
- Care Coordination for Children
- School Health
- WIC Nutrition Program
- Pregnancy Care Management



Review of Current Data

Key Mortality and Morbidity Data for Haywood County



Top 10 Health Priorities

2013

1. Substance Abuse
2. Physical Activity & Nutrition
3. Chronic Disease
4. Social Determinants of Health/Access to Care
5. Mental Health
6. Unintentional Injury
6. Maternal/Infant Health/ Unintended Pregnancy
7. Dental Health
8. Communicable Disease
9. Environmental Health



Haywood County Census Data

People QuickFacts	Haywood County	North Carolina
Population, 2012 estimate	58,908	9,752,073
Population, percent change, April 1, 2010 to July 1, 2012	-0/2%	2.3%
Population, 2010	59,036	9,535,483
Persons under 5 years, percent, 2012	4.7%	6.4%
Persons under 18 years, percent, 2012	18.8%	23.4%
Persons 65 years and over, percent, 2012	22.3%	13.8%
Female persons, percent, 2012	51.6%	51.3%
White alone, percent, 2012 (a)	96.7%	71.9%
Black or African American alone, percent, 2012 (a)	1.2%	22.0%
American Indian and Alaska Native alone, percent, 2012 (a)	0.6%	1.5%
Asian alone, percent, 2012 (a)	0.4%	2.5%
Native Hawaiian and Other Pacific Islander, percent, 2010 (a)	Z	0.1%
Two or More Races, percent, 2012	1.0%	2.0%
Hispanic or Latino, percent, 2012 (b)	3.5%	8.7%
White alone, not Hispanic or Latino, percent, 2012	93.6%	64.7%

Source: <http://quickfacts.census.gov/qfd/states/37/37087.html>

Note: Z indicates value greater than zero but less than half unit of measure shown.



10 Leading Causes of Death Mortality

Leading Cause of Death	Haywood County		WNC Mean		NC	
	Rank	Rate	Rank	Rate	Rank	Rate
<i>(Five-Year Aggregate, 2006-2010)</i>						
Heart Disease	1	194.1	1	194.4	1	184.9
Total Cancer	2	173.8	2	180.3	2	183.1
Chronic Lower Respiratory Disease	3	47.1	3	51.1	4	46.4
Cerebrovascular Disease	4	45.0	4	44.0	3	47.8
All Other Unintentional Injuries	5	38.1	5	42.9	5	28.6

Source: <http://www.healthyhaywood.org/files/commhealthassess2013.pdf>

Note: Accidental drug overdose is included in "All Other Unintentional Injuries"



10 Leading Causes of Death Mortality

Leading Cause of Death	Haywood County		WNC Mean		NC	
	Rank	Rate	Rank	Rate	Rank	Rate
<i>(Five-Year Aggregate, 2006-2010)</i>						
Pneumonia and Influenza	6	20.4	8	19.1	9	18.6
Unintentional Motor Vehicle Injuries	7	19.5	9	16.7	10	16.7
Alzheimer's Disease	8	19.0	6	30.7	6	28.5
Suicide	9	17.1	10	16.7	12	12.1
Diabetes Mellitus	10	16.2	7	19.6	7	22.5

Source: <http://www.healthyhaywood.org/files/commhealthassess2013.pdf>



**INPATIENT HOSPITAL CASES:
DIAGNOSIS AND TOTAL COST, NORTH CAROLINA, 2012
(EXCLUDES NEWBORNS & OUT OF STATE DISCHARGES)**

Cardiovascular & Circulatory Disease: 1484, \$43,647,745

Respiratory Diseases: 1067, \$19,531,419

Digestive System Diseases: 771, \$16,791,025

Injuries & Poisoning: 720, \$24,728,576

Musculoskeletal Diseases: 632, \$29,163,187

Pregnancy & Childbirth: 606, \$6,596,330

Other Diagnoses (incl. Mental Disorders): 492, \$7,750,845

Symptoms, Signs & Ill-Defined Conditions: 474, \$7,293,823

Genitourinary Diseases: 367, \$6,730,897

Note: Figures pertain to the number of individuals treated for each condition. Charges are for the total amount spent treating affected individuals.

Source: <http://www.schs.state.nc.us/SCHS/data/databook/CD19%20allhosps.rtf>



INPATIENT HOSPITAL CASES:

DIAGNOSIS AND TOTAL COST, NORTH CAROLINA, 2012

(EXCLUDES NEWBORNS & OUT OF STATE DISCHARGES)

Endocrine, Metabolic & Other Nutritional Diseases: 267, \$4,880,767

Infectious & Parasitic Diseases: 233, \$5,974,627

Malignant Neoplasms: 211, \$8,037,034

Nervous System & Sense Organ Diseases: 188, \$3,867,202

Skin & Subcutaneous Tissue Diseases: 153, \$2,155,067

Blood & Hemopoietic Tissue Diseases: 55, \$769,623

Benign, Uncertain & Other Neoplasms: 46, \$1,451,370

Congenital Malformations: 18, \$920,936

Perinatal Complications: 11, \$668,096

Note: Figures pertain to the number of individuals treated for each condition. Charges are for the total amount spent treating affected individuals.

Source: <http://www.schs.state.nc.us/SCHS/data/databook/CD19%20allhosps.rtf>



Communicable Disease Report: Part 1

ANIMAL BITES: 179

AIDS: 0

CAMPYLOBACTER INFECTION: 7

CHLAMYDIA - Lab confirmed: 94

**ENCEPHALITIS (LaCross
Encephalitis): 1**

GONORRHEA: 16

**HEMOPHILUS INFLUENZAE, Invasive
disease: 1**

HEPATITIS C, ACUTE: 3

HIV INFECTION: 0



Communicable Disease Report: Part 2

NON-GONOCOCCAL URETHRITIS (NGU): 7

PERTUSSIS (Whooping Cough) Lab-confirmed: 0

SALMONELLOSIS: 3

STREPTOCOCCAL INFECTION, Group A: 1

TUBERCULOSIS: 2*

Source: Haywood County Health Department, Communicable Disease Program, January-October 2013
*One of the Tuberculosis cases is from November 2013 (remainder of data is through October 2013).

Environmental Health: On-Site Waste Water Activity

- Site visits: 1111
- Number of Applications: 594
- Waste Water Activity: 254
- Septic Systems Inspected: 348
- Complaints Investigated: 82
- Notice of Violations: 14
- Total Number Permits Issued: 273

Source: Haywood County Health Department, Environmental Health Program, Fiscal Year 2012-2013 data

Environmental Health: Well Program Activity

- Permits Issued: 107
- Grout Inspections: 104
- Certificate of Completion: 49
- Wells Sampled: 150
- Complaints Investigated: 0



Environmental Health: Food and Lodging Activity

- Inspections: 810
- Permits Issued: 163
- Complaints: 45
- Temporary Food Est. Permitted: 87 (included in permits issued)
- Total Number of Food Service Establishments: 205*

Source: Haywood County Health Department, Environmental Health Program, Fiscal Year 2012-2013 data

*Excludes bed & breakfast homes/inns, lodging facilities, daycares, swimming pools/spas, meat markets, school buildings, local confinement, hospital, tattoo artists & summer camps.



Environmental Health: Complaints Investigated

- Garbage/Refuse: 26
- Debris/Junk: 3
- Rodents/Mosquitoes: 17
- Miscellaneous: 13*
- Total Complaints Investigated: 59

*Miscellaneous includes mold, air quality, hazardous waste, etc.

Source: Haywood County Health Department, Environmental Health Program, Fiscal Year 2012-2013 data

Dental Clinic

- Patient Demographics
 - Asian: 11
 - Black or African-American: 29
 - White: 80
 - Other: 1403
- Patient Encounters: 1519
 - English: 1382
 - Spanish: 136
 - Korean: 1

Women, Infants & Children

- State-Assigned Caseload: 1522 (monthly goal/baseline assignment for 2012-2013 fiscal year)
- Serves: 1403 (October 2013-month of federal shutdown)
- Breastfeeding Peer Counselor serves: 500 (typical yearly caseload)
- HCHD Program Budget: \$273,960 (2012-2013 fiscal year)
- Vendors: 9 (2012-2013 fiscal year)
- Total WIC \$ Spent in County: \$1,045,811 (2011-2012 fiscal year)



Community Health Priorities & Improvement

- 1-Substance Abuse
- 2-Physical Activity and Nutrition
- 3-Chronic Disease



Our Health Priorities

Selected as a result of the most recent community health assessment

CHA and CHIP

<http://www.healthyhaywood.org/about-us>



Substance Abuse

To decrease deaths in Haywood County related to substance abuse



Substance Abuse - Describe

- Strategy 1- Educate community members about the dangers of abusing prescription drugs
- Strategy 2- Educate our community about the risks associated with illegal drug use through using a consistent message
- Strategy 3- Educate community members about the importance of not providing alcohol to minors



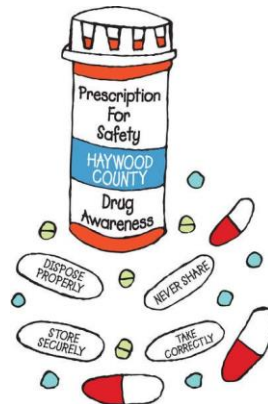
Substance Abuse - Partners

- Canton, Clyde, Maggie Valley and Waynesville Police Departments
- Haywood County Sheriff's Department
- Healthy Haywood Coalition Members
- MedWest Haywood Hospital
- Mountain Projects Community Action Agency



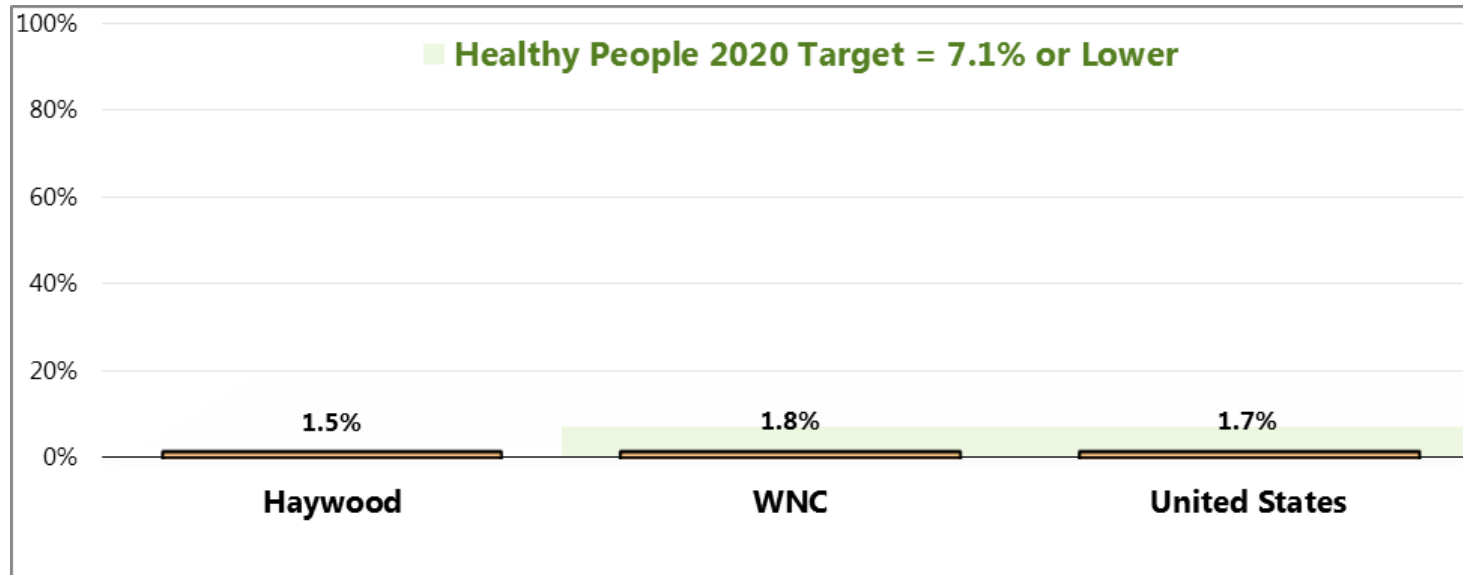
Prescription Drug Abuse

It is reported that 1 in 4 **investigated deaths** in Haywood County are a result of *prescription drug abuse*.





Substance Abuse – Illicit Drug Use

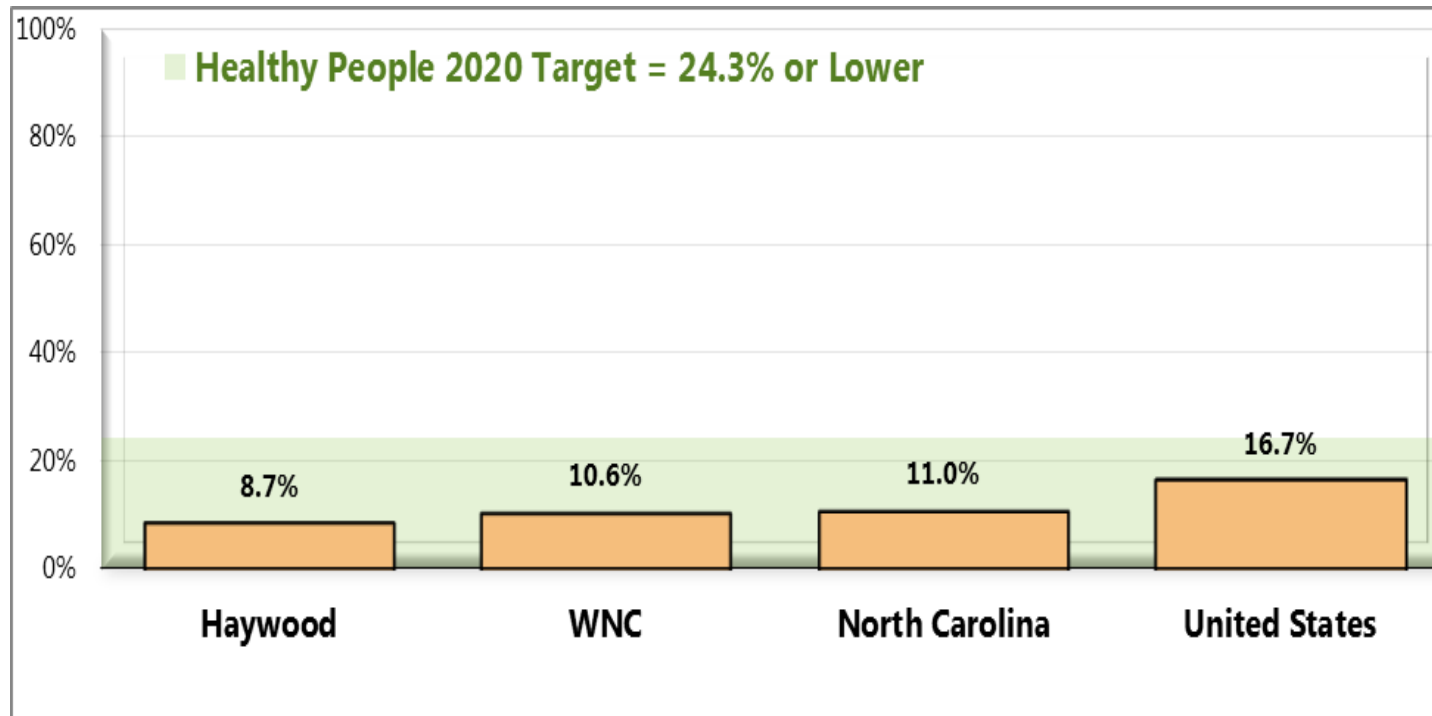


Sources:

- 2012 PRC Community Health Survey, Professional Research Consultants, Inc. [Item 52]
- 2011 PRC National Health Survey, Professional Research Consultants, Inc.
- US Department of Health and Human Services. Healthy People 2020. December 2010. <http://www.healthypeople.gov> [Objective SA-13.3]



Alcohol-Binge Drinkers

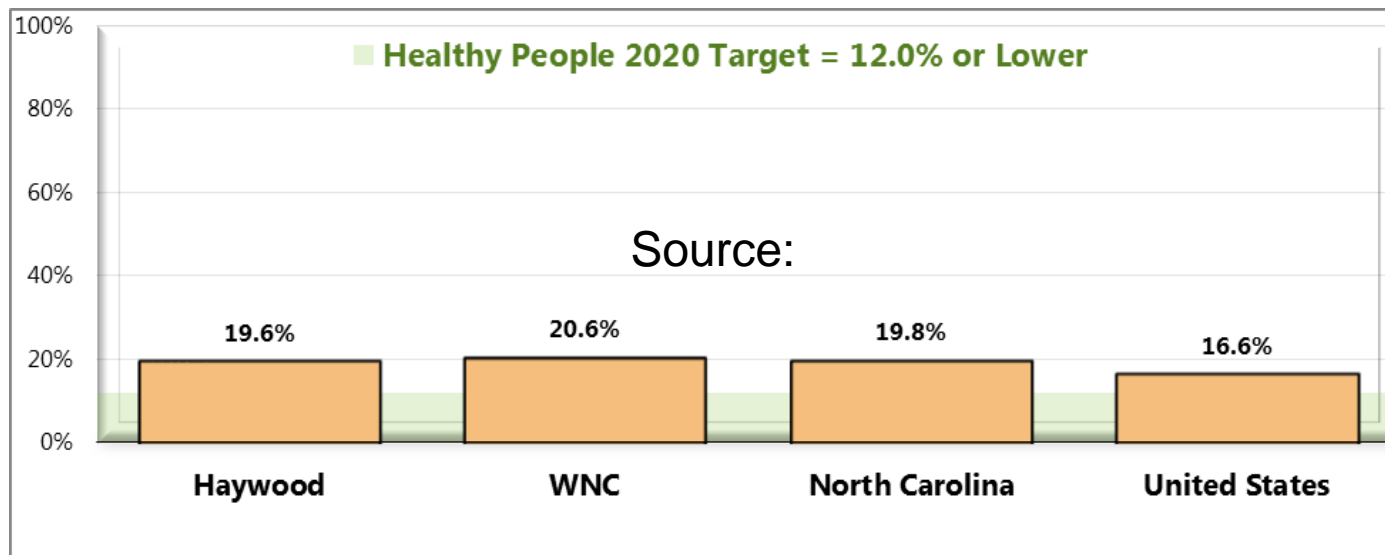


Source: 2012 PRC Community Health Survey, Professional Research Consultants, Inc. [Item 90]

- Behavioral Risk Factor Surveillance System Survey Data. Atlanta, Georgia. United States Department of Health and Human Services, Centers for Disease Control and Prevention (CDC): 2010 North Carolina data.
- 2011 PRC National Health Survey, Professional Research Consultants, Inc.
- US Department of Health and Human Services. Healthy People 2020. December 2010. <http://www.healthypeople.gov> [Objective SA-14.3]



Tobacco-Current Smokers



Sources:

2011 PRC National Health Survey, Professional Research Consultants, Inc.

- Behavioral Risk Factor Surveillance System Survey Data. Atlanta, Georgia. United States Department of Health and Human Services, Centers for Disease Control and Prevention (CDC): 2010 North Carolina data.
- US Department of Health and Human Services. Healthy People 2020. December 2010. <http://www.healthypeople.gov> [Objective TU-1.1]

Notes:

- Asked of all respondents.
- Includes regular and occasional smokers (every day and some days).



Progress Highlights

- Approval has been granted for \$9000 in Project Lazarus funding; an additional \$2500 will be distributed by the North Carolina Division of Public Health during the 2013-2014 fiscal year
- During 2012-2013, 170 community presentations have been held by Drugs in Our Midst, the Waynesville Police Department and the Haywood County Sheriff's Department
- A project is being developed that investigates the administration of Naloxone use by first responders
- A prescription drug abuse video developed by our coalition will begin airing on the county government TV channel.



Substance Abuse Progress Highlights

Health Department

- Tobacco-free property policy passed at the Great Laurels of Junaluska apartments
- Four broadcasts about prescription drug abuse were aired on WLOS-TV, which included coalition partners and Haywood County residents

Partners

- Project ASSIST, Community Transformation Grant
- Law enforcement, Drugs in Our Midst, Family Members, WLOS-TV



Healthy Haywood Presents...

Fitness Challenge

Sept. 30 - Nov. 8

Registration dates:
9/30-10/4

24 Visits
in 6 Weeks

All Ages! ONLY \$10
*CASH OR CHECK

more info?
mhauser@haywoodnc.net

www.healthyhaywood.org

The advertisement features a man in the foreground running, wearing sunglasses and holding a water bottle. In the background, a woman is also running. The background is a bright, sunny outdoor scene with a blue sky and green hills.

Physical Activity and Nutrition

To decrease the rates of overweight and obese individuals in Haywood County



Physical Activity and Nutrition - Strategies

- Strategy 1- Support safe opportunities for physical activity
- Strategy 2- Implement the 5-2-1-Almost None health message



**five two one
almost none**

Physical Activity and Nutrition – Fitness Challenge Partners

- Angie's Dance
- Body Lyrics Belly Dance
- CrossFit Haywood
- Fred Riley Academy of Martial Arts
- Integrated Massage (Yoga)
- Junaluska Driving Range
- Maggie Mountain Fitness
- MedWest Health & Fitness Center
- MusicWorks Studio of the Performing Arts
- Raqs Beledi Bellydance Studio
- Smoky Mountain Sk8Way
- Strick Fitness Center
- Zumba with Susan
- Sweet Circle Hoops
- The Fitness Connection
- The Old Amory Rec Center
- Urban Athletic Training Center
- Waynesville Recreation Center
- Waynesville Wellness



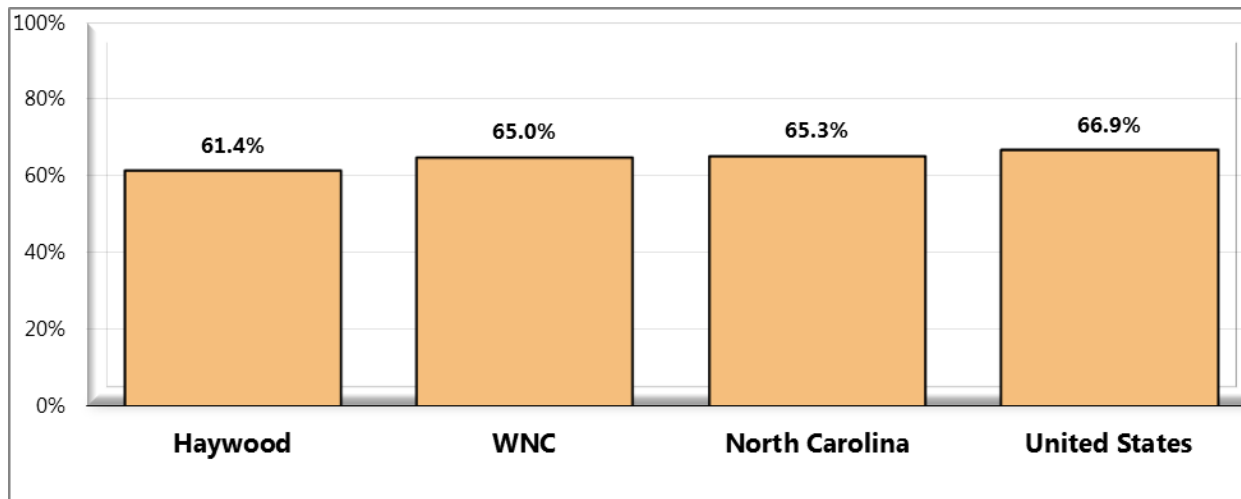


Additional Partners

- Haywood County Cooperative Extension
- Haywood County Recreation and Parks
- Haywood County Schools
- MountainWise (Region 1 Community Transformation Grant Project)



Physical Activity and Nutrition – Prevalence of Total Overweight



(Percent of Overweight or/Obese Adults; Body Mass Index of 25.0 or Higher)

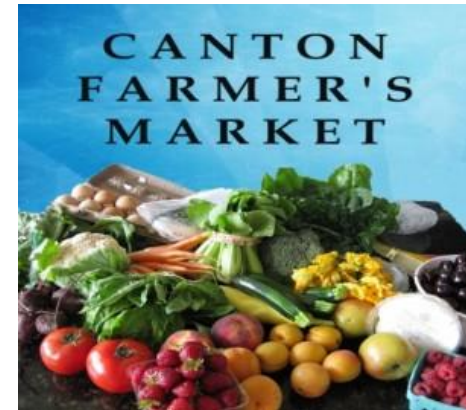
- Sources:
- 2012 PRC Community Health Survey, Professional Research Consultants, Inc. [Item 85]
 - 2011 PRC National Health Survey, Professional Research Consultants, Inc.
 - Behavioral Risk Factor Surveillance System Survey Data. Atlanta, Georgia. United States Department of Health and Human Services, Centers for Disease Control and Prevention (CDC): 2010 North Carolina data.

- Notes:
- Based on reported heights and weights, asked of all respondents.
 - The definition of overweight is having a body mass index (BMI), a ratio of weight to height (kilograms divided by meters squared), greater than or equal to 25.0, regardless of gender. The definition for obesity is a BMI greater than or equal to 30.0.



Physical Activity and Nutrition

- In Haywood County, only 6.3% of adults consume five fruits and vegetables daily (8.0% in WNC).
- The obesity rate for Haywood County is 27.5%, compared to 28.6% in NC and 29.2% in WNC.



Sources:

- 2012 PRC Community Health Survey, Professional Research Consultants, Inc. [Item 85]
- 2011 PRC National Health Survey, Professional Research Consultants, Inc.
- US Department of Health and Human Services. Healthy People 2020. December 2010. <http://www.healthypeople.gov> [Objective NWS-9]
- Behavioral Risk Factor Surveillance System Survey Data. Atlanta, Georgia. United States Department of Health and Human Services, Centers for Disease Control and Prevention (CDC): 2010 North Carolina data.

Notes:

- Based on reported heights and weights, asked of all respondents.
- The definition of obesity is having a body mass index (BMI), a ratio of weight to height (kilograms divided by meters squared), greater than or equal to 30.0, regardless of gender.

Progress Highlights 2013

- Fitness Challenge
 - Media- 7 ads, 1 article, 2 letters-to-the editor (Mountaineer), 1 article (Smoky Mountain News)
 - Raised- \$13,650
 - Participants- 1350
- Power of Pink
 - Media- 28 articles/listings (Mountaineer and Smoky Mountain News)
 - Raised- \$17,640.00
 - Participants- 350



1-800-QUIT-NOW

Chronic Disease

Reduce the number of
deaths from chronic
disease in Haywood County

Chronic Disease - Strategies

- Strategy 1- Reduce mortality from heart attacks
- Strategy 2- Decrease the number of individuals diagnosed with type 2 diabetes

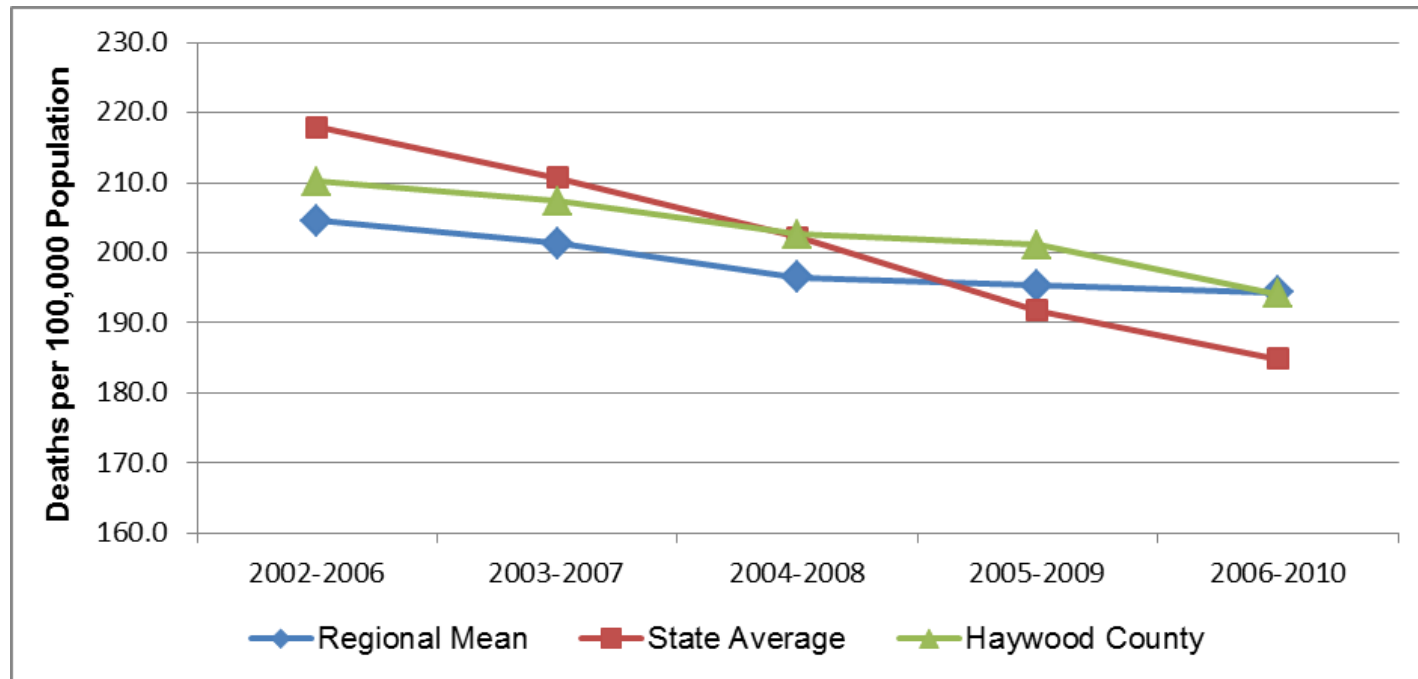


Chronic Disease - Partners

- MedWest Haywood Hospital
- MountainWise (Region 1 Community Transformation Grant)
- Project ASSIST
- North Carolina Spit Tobacco Education Program



Heart Disease Mortality Rate



Source: WNC Health Impact Assessment, 2012



Chronic Disease - Data

- In WNC, 11.1% of individuals have been told by a health care professional that they have diabetes, compared to 10.4% for NC.
- In Haywood County, 62.2% of adults have been tested for diabetes in the past five years, compared to 55.6% in WNC.



Progress Highlights

- Information about cardiac arrest and heart attacks was included in Fitness Challenge participant booklets
- Heart health information was distributed at 10 community events

Community Outreach

- Head Start (9 Nutrition Classes)- 70
- Health Fairs (7)- 1 665
- County Fair- 14000
- Central Elementary (2 Healthy Heart Classes)- 45
- Health Department Flu Clinics- 642*

*Walk-in and drive-thru clinics were held



Emerging Issues & Local Changes

New Initiatives: Community Changes

- Sheriff Greg Christopher took office in March 2013. He has been an active partner in addressing the drug epidemic.
- Enrollment for the Affordable Care Act began on October 1, 2013
- MedWest Haywood Hospital is being sold



New Initiatives: Substance Abuse

- A stakeholder's breakfast will be held to discuss Naloxone use by law enforcement and first responders
- Drug take-back events and drop-off sites will continue to be promoted
- A portion of the Project Lazarus funding will help support the Sheriff's Department's tip line. The line began operating in October 2013 and currently handles underage drinking calls. Greater funding will allow drug parties to be reported.

New Initiatives: Physical Activity and Nutrition

- The 5-2-1-Almost None health message will be promoted through media and school and community events
- The next Fitness Challenge will feature an expanded list of facilities



New Initiatives: Chronic Disease

- Participation in the Community Network Partnership (CNP) through the American Cancer Society. CNP participants help recruit Community Health Advisors (CHA's). CHA's educate others about getting life-saving cancer screenings.
- Promote the comprehensive diabetes education program offered by MedWest Haywood Hospital

HAYWOOD COUNTY 2013



What's Next?

Continued attention to
collective action and
monitoring impact



- A presentation will be made to the Board of Health
- Copies will be provided to each county library
- The report will be added to the Haywood County and Healthy Haywood websites



Questions?

- Carmine Rocco, Health Director,
crocco@haywoodnc.net
- Megan Hauser, Health Educator,
mhauser@haywoodnc.net

www.haywoodnc.net
www.healthyhaywood.org

Haywood County Health Department
157 Paragon Parkway, Suite 800
Clyde, NC 28721
(828) 452-6675